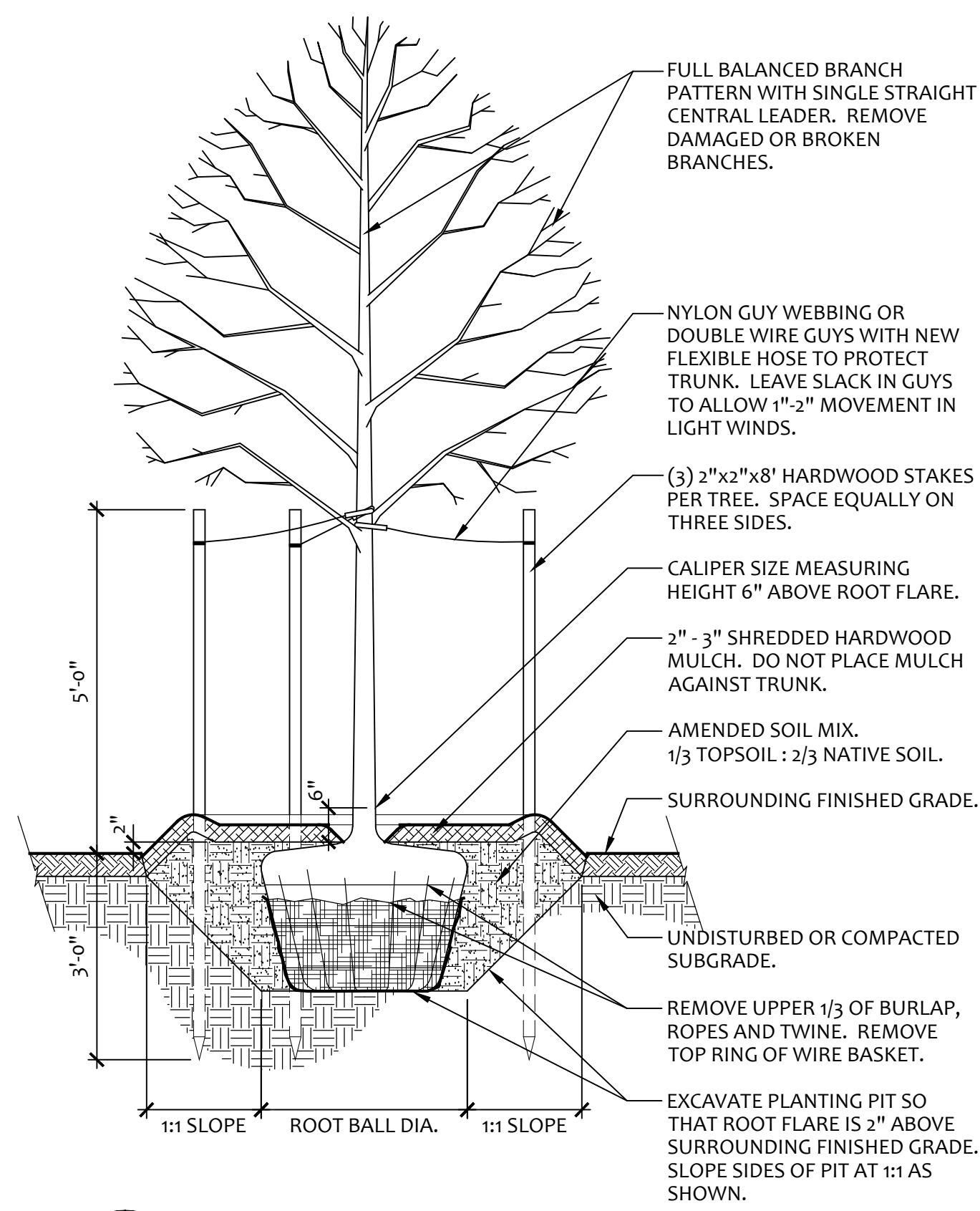
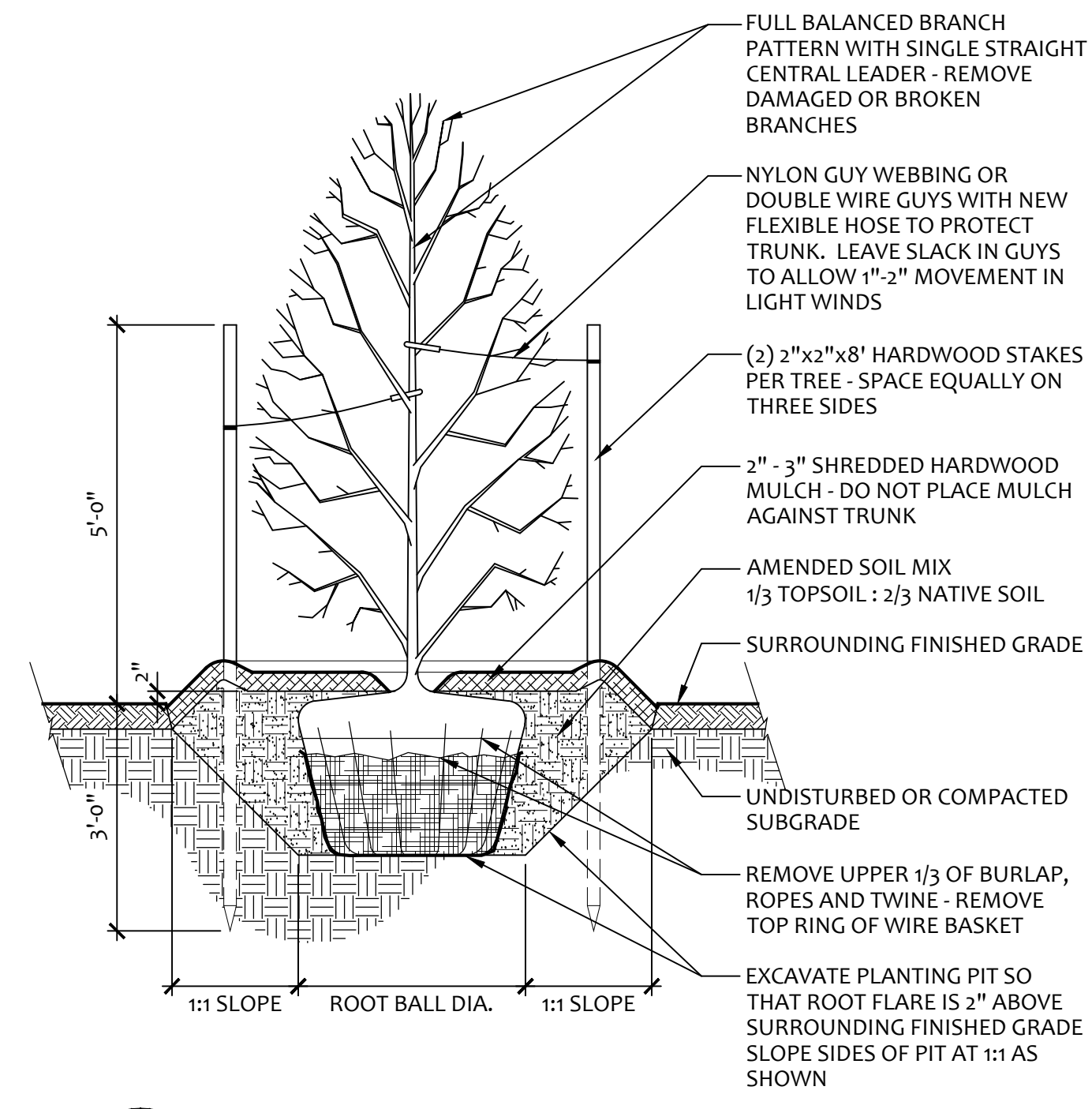




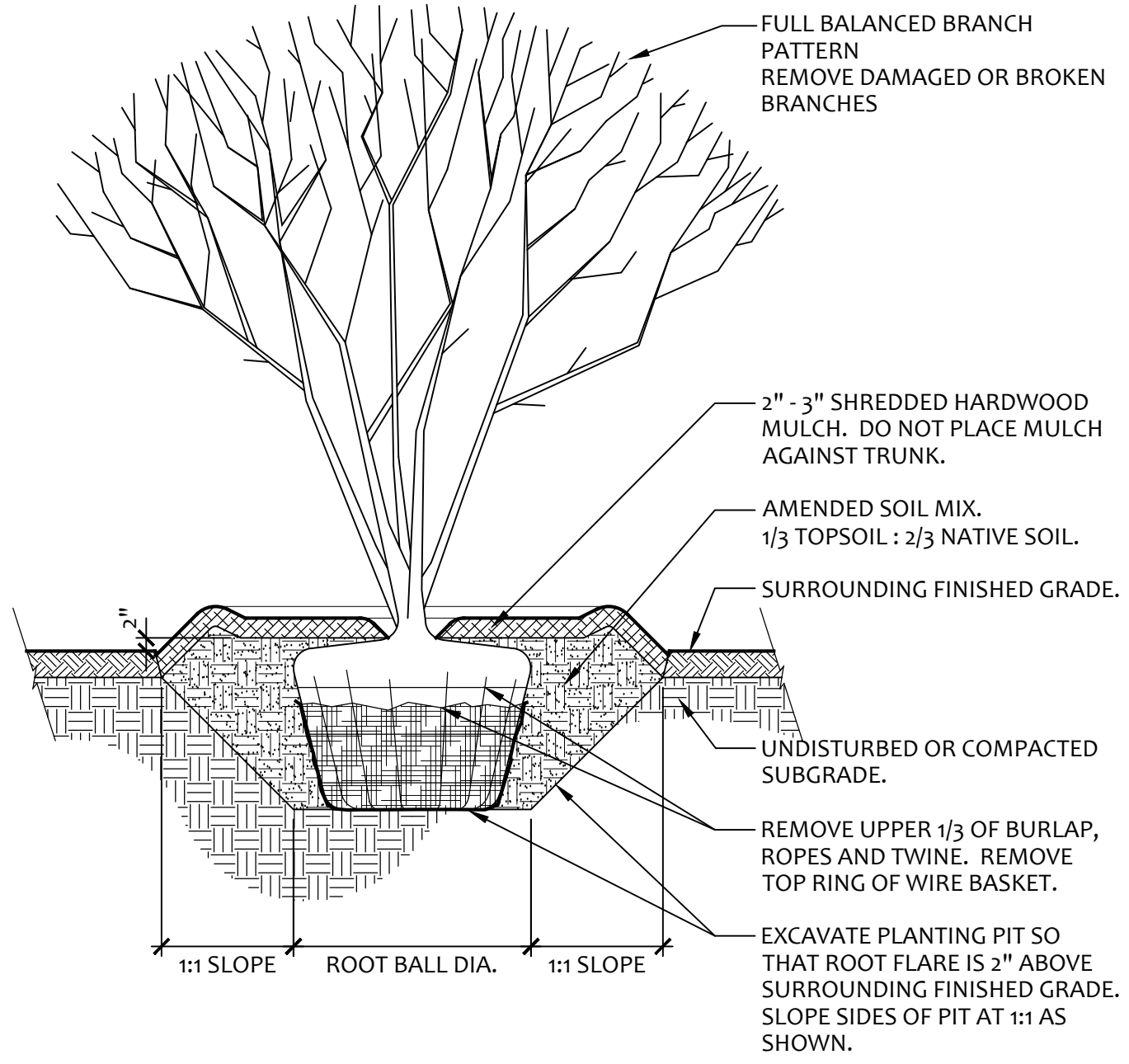
LANDSCAPE DETAILS



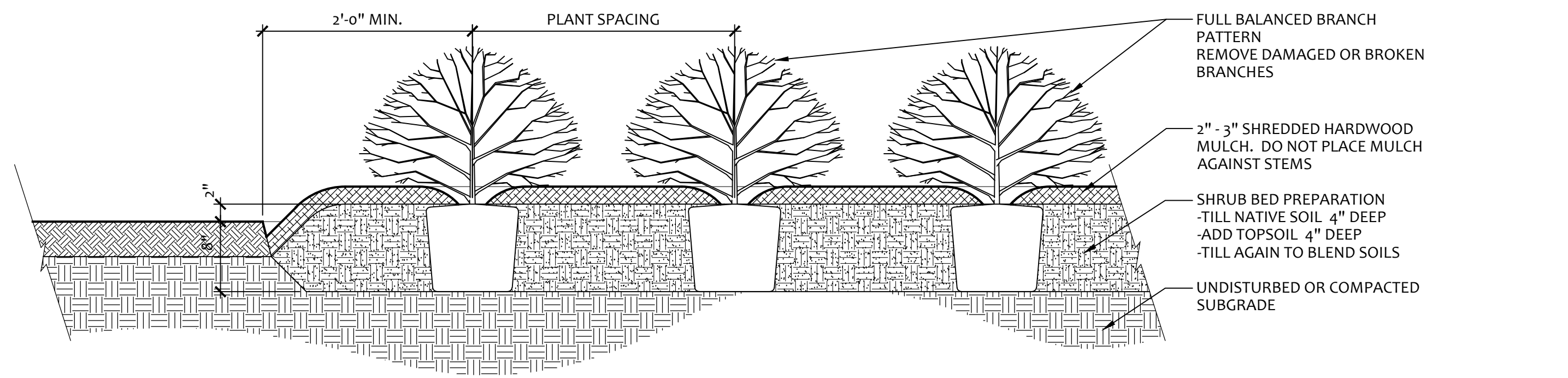
1 DECIDUOUS TREE PLANTING
L2.1 | L2.1 SCALE: 1/2"=1'-0" SECTION



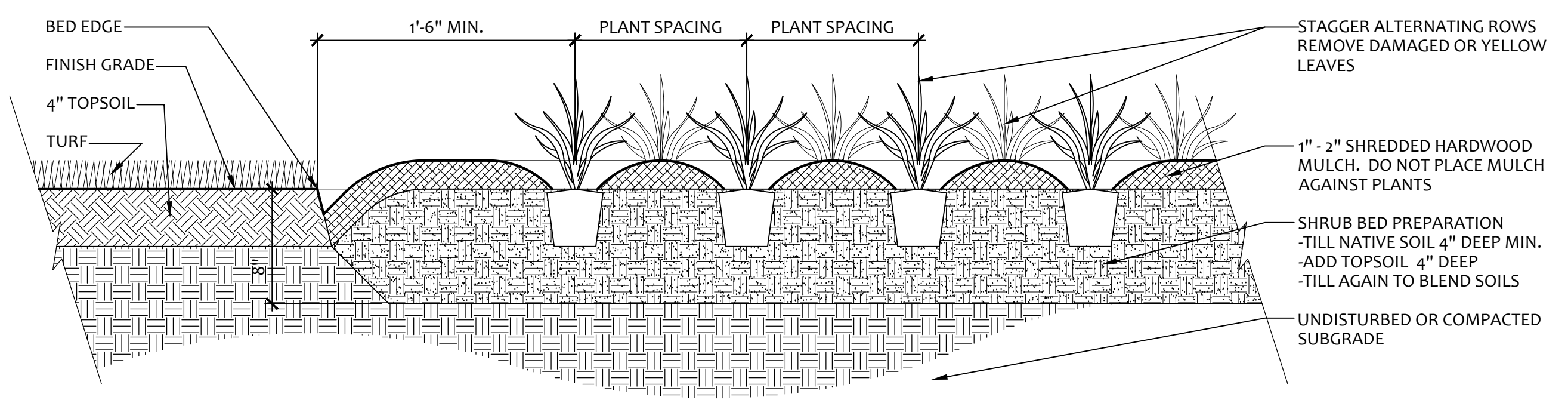
3 EVERGREEN TREE PLANTING
L2.1 | L2.1 SCALE: 1/2"=1'-0" SECTION



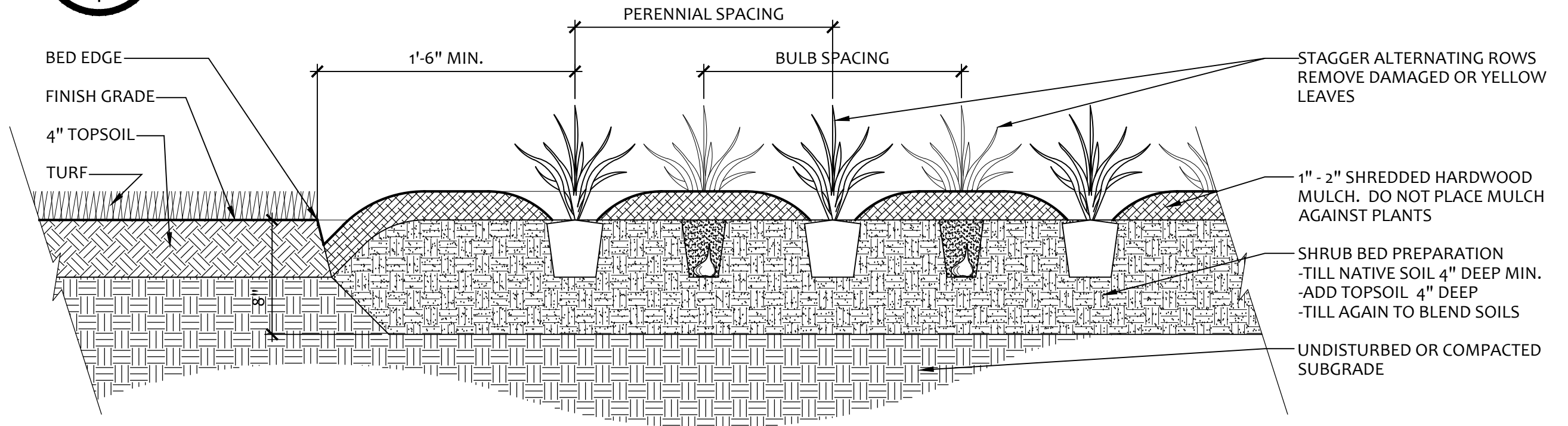
2 MULTI-STEM TREE PLANTING
L2.1 | L2.1 SCALE: 1/2"=1'-0" SECTION



4 SHRUB PLANTING & BED PREPARATION
L2.1 | L2.1 SCALE: 1"=1'-0" SECTION



5 GROUND COVER PLANTING & BED PREPARATION
L2.1 | L2.1 SCALE: 1-1/2"=1'-0" SECTION



6 PERENNIAL MIX PLANTING & BED PREPARATION
L2.1 | L2.1 SCALE: 1-1/2"=1'-0" SECTION

PLANTING NOTES:

- ALL PLANT MATERIAL GROWING STANDARDS AND INSTALLATION METHODS SHALL CONFORM TO THE CURRENT EDITION OF THE "AMERICAN STANDARD FOR NURSERY STOCK", ANSI Z60.1.
- THE CONTRACTOR SHALL BE RESPONSIBLE FOR PLANT MATERIAL MAINTENANCE DURING CONSTRUCTION; INCLUDING WEEDING, WATERING, MOWING, HERBICIDE APPLICATION AND PESTICIDE APPLICATION.
- THE CONTRACTOR IS RESPONSIBLE FOR LOCATING ALL UTILITIES PRIOR TO BEGINNING INSTALLATION AND THROUGHOUT CONSTRUCTION.
- THE CONTRACTOR SHALL MARK BED LINES AND TREE LOCATIONS FOR REVIEW BY LANDSCAPE ARCHITECT PRIOR TO INSTALLATION.
- IN NEW TURF OR MULCH AREAS, ALL WEEDS AND EXISTING TURF GRASS SHALL BE ERADICATED, UNLESS OTHERWISE NOTED ON DRAWINGS.
- ALL SHRUB BED AREAS AND TREE BASES SHALL BE MULCHED WITH AGED SHREDDED HARDWOOD MULCH 2-3" DEEP.
- ALL UNPAVED DISTURBED GRADE SURFACES SHALL BE STABILIZED WITH PERMANENT SEED, SOD, OR AGED SHREDDED HARDWOOD MULCH 2-3" DEEP.
- CONTRACTOR SHALL MAINTAIN PLANT MATERIAL TO INCLUDE WATERING, MOWING, WEED AND PEST CONTROL, THROUGHOUT CONSTRUCTION UNTIL FINAL ACCEPTANCE BY OWNER.
- UPON COMPLETION OF LANDSCAPE AND HARDSCAPE INSTALLATION, CONTRACTOR SHALL NOTIFY LANDSCAPE ARCHITECT TO SCHEDULE A SITE INSPECTION. THIS INSPECTION SHALL VERIFY CONFORMANCE TO PLANS AND SPECIFICATIONS AND ESTABLISH THE START DATE FOR THE ONE YEAR WARRANTY PERIOD, AND DATE OF OWNER'S ACCEPTANCE OF MAINTENANCE RESPONSIBILITIES.
- PLANTED AREAS WILL BE ACCEPTED PROVIDED ALL REQUIREMENTS, INCLUDING MAINTENANCE, HAVE BEEN COMPILED WITH AND PLANT MATERIALS ARE ALIVE AND IN A HEALTHY, VIGOROUS GROWING CONDITION.
- UNACCEPTABLE PLANT MATERIAL, INCLUDING UNHEALTHY OR UNSIGHTLY PLANT MATERIAL AS DETERMINED BY THE LANDSCAPE ARCHITECT, SHALL BE REMOVED FROM SITE AND REPLACED WITH PLANT MATERIALS CONFORMING TO PLANS AND SPECIFICATIONS.
- THE CONTRACTOR SHALL WARRANT THE LANDSCAPE AND HARDSCAPE MATERIALS AND INSTALLATION FOR ONE YEAR AFTER THE WARRANTY START DATE, AS RECOMMENDED BY THE LANDSCAPE ARCHITECT AND APPROVED BY THE OWNER. PLANT MATERIALS THAT BECOME UNHEALTHY OR DIE DURING THE WARRANTY PERIOD SHALL BE REPLACED IMMEDIATELY AND WARRANTED THROUGH THE ORIGINAL WARRANTY PERIOD.
- AT THE END OF THE WARRANTY PERIOD, THE CONTRACTOR SHALL REPLACE ALL DEAD OR UNHEALTHY PLANT MATERIAL AT NO COST TO THE OWNER, AND REMOVE ALL REMAINING TREE STAKING OR GUYING.

PLANT LIST:

QUAN.	BOTANICAL NAME	COMMON NAME	SPACING	CALIPER	SIZE	ROOT TYPE	DETAIL	REMARKS
TREES								
16	(LT) ACER RUBRUM 'OCTOBER GLORY'	OCTOBER GLORY RED MAPLE	AS SHOWN	2 1/2" - 3"	12' - 14'	B&B	1	SINGLE STRAIGHT LEADER
8	(ST) CHIONANTHUS VIRGINICUS	FRINGE TREE	12" OC MIN.	-	8' - 10'	B&B	2	MULTI-STEM, 3-5 CANES
4	(ET) ILEX OPACA	AMERICAN HOLLY	AS SHOWN	-	6' - 8'	B&B	3	FULL TO GROUND
6	(ST) LAGERSTROEMIA INDICA x F. 'MUSKOGEE'	MUSKOGEE CRAPE MYRTLE	AS SHOWN	-	8' - 10'	B&B	2	MULTI-STEM, 3 - 5 CANES
5	(LT) PLATANUS x ACERIFOLIA 'BLOODGOOD'	LONDON PLANE TREE	AS SHOWN	2 1/2" - 3"	12' - 14'	B&B	1	SINGLE STRAIGHT LEADER
10	(ET) THUJA OCCIDENTALIS 'GREEN GIANT'	GREEN GIANT ARBORVITAE	12" OC	-	6' - 8'	B&B	3	FULL TO GROUND
2	(LT) ULMUS PARVIFOLIA 'EMER II'	ALLEE LACEBARK ELM	AS SHOWN	2 1/2" - 3"	12' - 14'	B&B	1	SINGLE STRAIGHT LEADER
SHRUBS								
43	(MS) ABELIA x 'ROSE CREEK'	ROSE CREEK ABELIA	3' OC	-	18" - 24"	CONT.	4	FULL TO GROUND, 2" MULCH BED
GROUND COVER & TURF								
620	(GC) LIRIOPE MUSCARI 'MAJESTIC'	MAJESTIC LIRIOPE	12" OC	-	6"	4" POT	5	2" MULCH BED
5500	S.Y. HYBRID FESCUE SOD	SODDED LAWN						
PERENNIAL MIX (ALTERNATE SPACING IN SINGLE BED)								
24	(PE) HEMEROCALLIS x 'STELLA DE ORO'	STELLA D'ORO DAYLILY	18" OC	-	6" x 8"	6" POT	6	2" MULCH BED, GOLD/ORANGE FLOWER
24	(BU) NARCISSUS 'KING ALFRED'	KING ALFRED DAFFODIL	18" OC	-	-	BULB	6	2" MULCH BED

PLANT TYPE LEGEND:
 (LT) = LARGE CANOPY DECIDUOUS TREE (MT) = MEDIUM CANOPY DECIDUOUS TREE (ST) = SMALL DECIDUOUS TREE (ET) = EVERGREEN TREE
 (LS) = LARGE SHRUB (MS) = MEDIUM SHRUB (SS) = SMALL SHRUB (GC) = GROUND COVER
 (AN) = ANNUAL PLANTING (PE) = PERENNIAL PLANTING (BU) = BULB PLANTING
 NOTE: TOTALS ARE FOR CONVENIENCE ONLY. CONTRACTOR SHALL VERIFY THAT PLANS AND SCHEDULE COINCIDE, AND REPORT ANY DISCREPANCY TO LANDSCAPE ARCH. PRIOR TO BIDDING.

**EAST RAMP 3
ACCESS
ROAD**

RICHMOND INTERNATIONAL AIRPORT
CAPITAL REGION AIRPORT COMMISSION
1 RICHARD E. BYRD TERMINAL DRIVE
VARINA MAGISTERIAL DISTRICT
HENRICO COUNTY, VIRGINIA

Date: October 30, 2018
Construction Doc. Issue for Review

Sheet Number: